

SURGE-TRAP® STXP SERIES

SURGE PROTECTIVE DEVICE

NEMA DEVICES FOR ANSI/UL 1449 TYPE 1 AND 2 APPLICATIONS



The Surge-Trap® Type 1 STXP Series offers advanced performance and features over the STXR series including higher surge capacity and phase LED status indicators. The STXP meets requirements for UL1449 4th Edition and has been designed for additional mounting flexibility including mounting feet and flush-mount capability. The STXP features TPMOV® technology inside making it the safest product available. Installation can be done on the line or load side of a panel. The STXP is the perfect fit from service entrance all the way down to an important machine specific control panel.

FEATURES AND BENEFITS:

- Designed with the industry leading Mersen TPMOV® Technology (internally fused)
- Enhanced 100kA surge capacity for longer life and higher single impulse withstand
- Pre-wired with 3' leads for easy installation
- Up to 10 Modes of Protection (L-N, L-L, L-G, N-G)
- 10-year warranty

RATINGS:

- **Volts (U_n):** 120-600VAC
- **Nominal Discharge Current Rating (I_n):** 20kA
- **Surge Capacity (per phase):** 100kA
- **Short-Circuit Current Rating (SCCR):** 200kA

APPROVALS:

- ANSI/UL 1449 4th Edition, Type 1 SPD, File E210793
- CSA C22.2, Type 1 SPD
- ANSI/IEEE C62.41.1, C62.41.2, C62.45
- UL96A Lightning Protection
- RoHS Compliant



GENERAL PRODUCT SPECIFICATIONS			
Mounting:	Female 3/4" – 14 threaded hub	Operating & Storage Temperature:	-40°C to +85°C
Wiring:	Mounting feet with 0.125" diameter holes	Relative Humidity Range:	0 to 95% non-condensing
Enclosure:	Pre-wired 3' (1m) 10AWG	Visual End-of-Life Indicator:	GREEN = OK, OUT = REPLACE
Flammability:	NEMA 4X Non-metallic UL94-5VA	Frequency:	50-60Hz

CATALOG NUMBER (INCLUDES SUFFIXES*)	SYSTEM VOLTAGE AND CONFIGURATION	I _n	MAXIMUM CONTINUOUS OPERATING VOLTAGE (MCOV, U _c)				VOLTAGE PROTECTION RATING (VPR) (UL 1449, 6kA, 3kV)			
			L-N	L-G	L-L	N-G*	L-N	L-G	L-L	N-G*
STXP120P10	120V Single Phase	20kA	150	150	-	150	700	700	-	600
STXP240P10	240V Single Phase	20kA	320	320	-	150	1200	1200	-	700
STXP240S10	240/120V Split Phase	20kA	150	150	300	150	700	700	1000	600
STXP480S10	480/240V Split Phase	20kA	320	320	640	150	1200	1200	2000	600
STXP208Y10	208/120V 3-Phase WYE	20kA	150	150	300	150	700	700	1000	600
STXP380Y10	380/220V 3-Phase WYE	20kA	320	320	640	150	1200	1200	2000	600
STXP480Y10	480/277V 3-Phase WYE	20kA	320	320	640	150	1200	1200	2000	600
STXP600Y10	600/347V 3-Phase WYE	20kA	420	420	840	275	1200	1500	2000	1000
STXP240D10	240V 3-Phase DELTA	20kA	-	320	640	-	-	1200	2000	-
STXP480D10	480V 3-Phase DELTA & HRG WYE	20kA	-	550	1100	-	-	1800	3000	-
STXP600D05 (50kA)	600V 3-Phase DELTA	20kA	-	690	695	-	-	2000	2500	-
STXP480B10	480V B Corner Ground DELTA	20kA	-	550	1100	-	-	1800	3000	-
			L-N/HL-N	L-G/HL-G	L-L/HL-L	N-G*	L-N/HL-N	L-G/HL-G	L-L/HL-L	N-G*
STXP240H10	240/120V Hi-Leg DELTA	20kA	150/275	150/275	300/425	150	700/1.2k	700/1.2k	1.0k/2000	600
STXP480H10	480/240V Hi-Leg DELTA	20kA	320/550	320/550	640/870	320	1.2k/1.8k	1.2k/1.8k	1.8k/2.5k	1000

*Suffixes: Add Suffix "A" for Audible Alarm and Dry Contact. Example: STXP208Y10A

CATALOG NO.	ACCESSORY DESCRIPTION
-------------	-----------------------

STXPFMK	STXP Flush Mount Kit. Includes (1) mounting plate and (3) mounting screws
---------	---

Optional Form C Dry Contact and Audible Alarm [Suffix "A"]

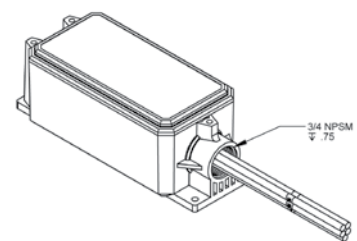
Form C Dry Contact (Pre-wired 3' 18AWG)
125VAC, 1A Resistive
30VDC, 2A General Purpose

Gray = Normally Closed
Blue = Common
Red = Normally Open

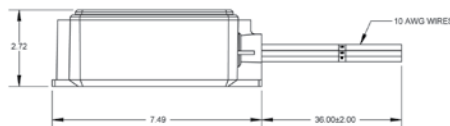
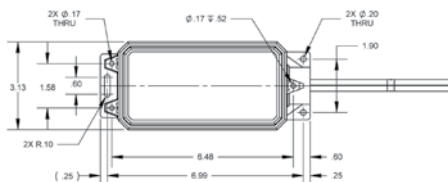
Audible Alarm
Alarm sounds when any protection is lost



3/4"-14 Female Mounting Hub



Dimensions and Mounting Configurations



Flush Mount Option

