



## CUSTOMER UPDATES: COMPONENTS




**POWER**



**LOGIC**



**OPERATOR  
INTERFACE**



**CONNECTIVITY**



**SAFETY**



**SENSORS**

### SMART DEVICES

An overview of the Rockwell Smart Device lines (Sensors / Safety / Motor Control), how they integrate, and a look at what kind of information becomes visible.

### SENSORS

What's new in photoelectric and condition (pressure/temp/flow) sensors. Help guide transitions to newer updated series.

### SAFETY

What's new in presence sensing, e-stop and interlock switches highlighting the evolution to solid-state, RFID coded, self-monitoring CAT 4 designs. New series of safety relays that are now configurable and single-wire (SWS) expandable.

### ESSENTIAL COMPONENTS

A general overview of the Allen-Bradley component line with a focus on what's new and progressive. Sectional options include Power, Logic, Operator Interface, Connectivity, Safety, Sensors.

### ROSS SAFETY VALVES

A Rockwell partner in safety pneumatic valves. Learn how to integrate a pneumatic solution to complete your safety system.

### IO LINK

A closer look at IO Link - Rockwell's Smart Sensor solution. Review enabled products, typical BOM, the useful data provided and the Logix integration advantage. Black Box demo available.

### GUARDLINK

A closer look at GuardLink - Rockwell's Smart Safety solution. Review technology, typical BOM, the useful data provided and the Logix integration advantage.

### SMART MOTOR CONTROL

A closer look at Rockwell's Smart Motor Control overloads. Compare the standard vs. smart options and the specific value of the data they provide.

**PLEASE CONTACT YOUR RUMSEY SALES REP FOR  
MORE INFORMATION AND TO SCHEDULE**